



**INDUSTRIAL RELAYS**

UL & CUL File#E256619  
TUV certified File #R50179884

The RG Relay series offers 30A switching capacity.

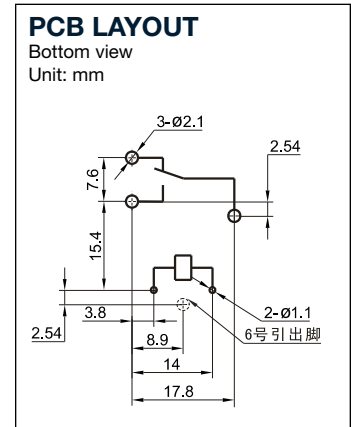
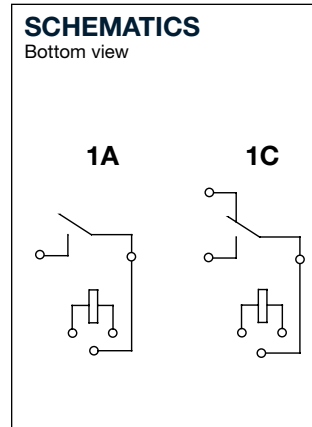
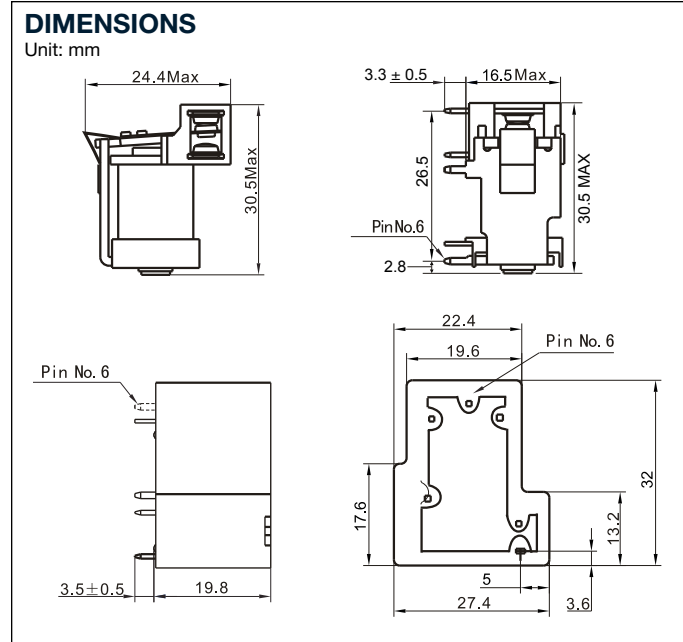
**FEATURES**

1. Single contact RG series relay offers 30A switching capacity.
2. Up to 30A switching.
3. Nominal power 930mW.
4. Operating power 520mW.
5. Open type without dust cover or sealed cover types available.

**ORDERING INFORMATION**

**RG 1C - 12 D S F J**  
**(1) (2) (3) (4) (5) (6) (7)**

- |  |   |
|--|---|
| <p><b>(1) Basic Designation</b><br/>RG = RG Series</p> <p><b>(2) Contact Arrangement</b><br/>1A = 1 Form A (SPST-NO)<br/>1C = 1 Form C (SPDT)</p> <p><b>(3) Coil Voltage</b><br/>DC = 5~48V</p> <p><b>(4) Coil Type</b><br/>D = DC</p> | <p><b>(5) Enclosure</b><br/>Nil = Open type<br/>S = Sealed type</p> <p><b>(6) Insulation System</b><br/>Nil = Standard<br/>F = F class</p> <p><b>(7) Terminal Type</b><br/>Nil = Standard<br/>J = Without Pin No. 6</p> |
|--|---|



**COIL RATINGS (AT 20°C)**

Coil Type	Coil Nominal Voltage (V)	Coil Resistance (Ω ± 10%)	Pick-Up Voltage (V)	Drop-Out Voltage (V)	Power Consumption (W)
DC Standard Coils	5	27	75% MAX	5% MIN	0.9
	6	40			
	9	97			
	12	155			
	18	380			
	24	660			
	48	2560			
	110	13400			

\* Max continuous Voltage at 20°C: 130% of Coil Nominal Voltage.



**CONTACT RATINGS**

Contact Arrangement	1 Form A	1 Form C	
		NC	NO
Max. Switching Power	7200VA	2400VA	NO 4800VA
Max. Switching Voltage		250VAC	
Max. Switching Current	30A	10A	20A

UL/C-UL rating	1a	1c	
		NC	NO
Resistive Load (cos Ø = 1)	30A 240VAC	10A 240VAC	20A 240VAC
Inductive Load (cos Ø =0.75-0.8)	15A 240VAC 1-1/2HP 240VAC	10A 240 VAC 1/2HP 240VAC	10A 240VAC 1-1/2HP 240VAC
Motor Load	3/4HP 120VAC	1/4HP 125VAC	3/4HP 125VAC

NOTE: Suitable for 40A/250VAC resistive load.  
Electrical life: 15k @ 6 times per minute.  
On-Off ratio: 1:9, vented.

**CHARACTERISTICS**

Contact Material	silver alloy
Electrical Life	1 x 10 <sup>5</sup>
Mechanical Life	1 x 10 <sup>7</sup>
Initial Insulation Resistance	1000MΩ 500VDC
Contact Resistance (Initial)	≤50mΩ
Operate Time	≤15ms
Release Time	≤10ms
Initial Dielectric Strength	50/60Hz 1500VAC 1 min. (between coil and contact) 50/60Hz 1500VAC 1 min. (between open contact)
Vibration Resistance	Malfunction: 10 to 55Hz at Double Amplitude of 1.5mm Destructive: 10 to 55Hz at Double Amplitude of 1.5mm
Shock Resistance	Malfunction: 10G(11ms) Destructive: 100G(6ms)
Ambient Temperature	-55°C ~ +85°C
Ambient Temperature (F class Type)	-40°C ~ -105°
Relative Humidity	85% at 40°C
Unit Weight	Open and Sealed Types: Approx. 25g