

EP1 SERIES

FEATURES

- 33% less relay space than conventional relays (MR301 Series)
- High performance & productivity by unique structure
- Flux tight housing
- Delivered in stick-tube for automatic insertion machine
- Washable type available

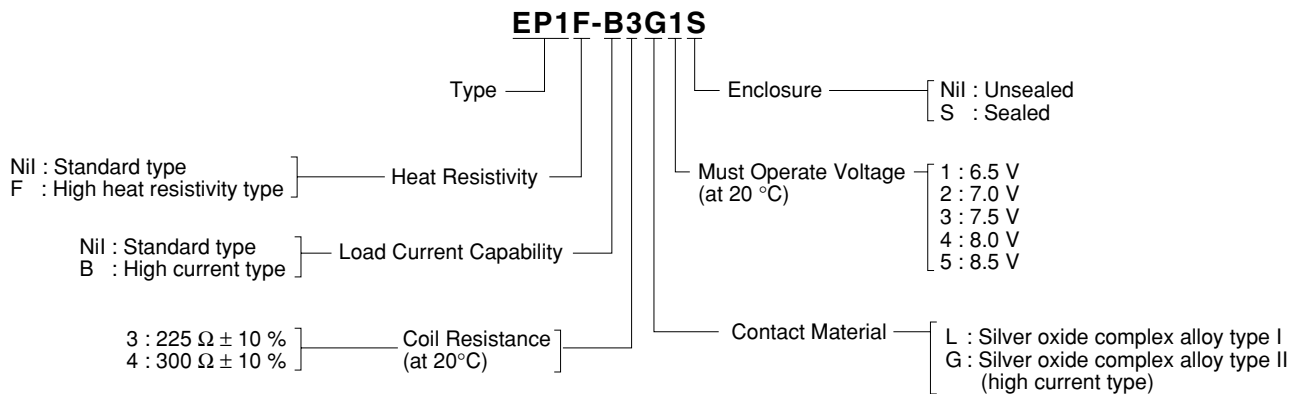


PART NUMBERS AND COIL RATINGS

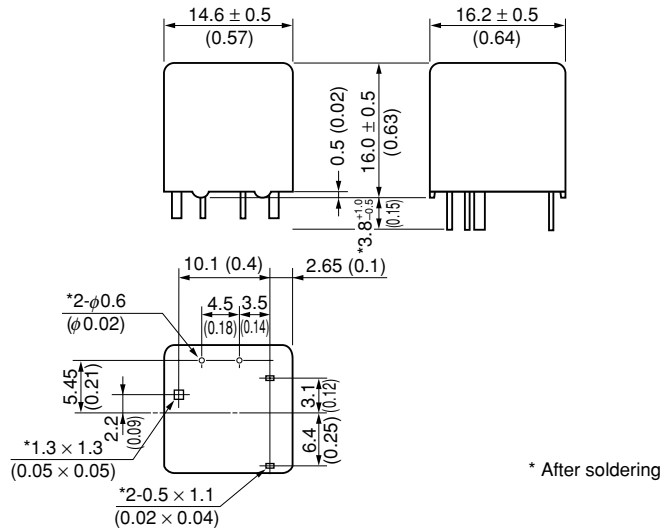
At 20°C (68°F)

Part Number		Nominal Voltage (Vdc)	Coil Resistance ($\Omega \pm 10\%$)	Nominal Current (mA)	Must Operate Voltage (Vdc)	Must Release Voltage (Vdc)	Nominal Operate Power (W)
Standard Type	High Current Type						
EP1-3L1	EP1-B3G1	12	225	53.3	6.5	0.9	0.64
EP1-3L2	EP1-B3G2	12	225	53.3	7.0	0.9	0.64
EP1-3L3	EP1-B3G3	12	225	53.3	7.5	0.9	0.64
EP1-4L3	EP1-B4G3	12	300	40.0	7.5	0.9	0.48
EP1-4L4	EP1-B4G4	12	300	40.0	8.0	0.9	0.48
EP1-4L5	EP1-B4G5	12	300	40.0	8.5	0.9	0.48

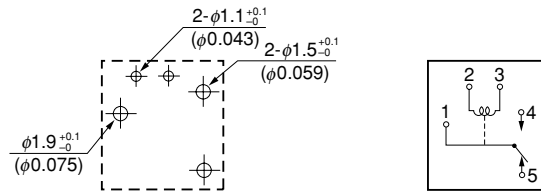
PART NUMBER SYSTEM



DIMENSIONS



PCB PAD LAYOUT and SCHEMATICS (bottom view) mm (inch)



SPECIFICATIONS

At 20°C (68°F)

Items		Specification
Contact Form		1 form C
Contact Material		Silver oxide complex alloy
Contact Resistance		5.2 mΩ typ. (Standard), 3.2 mΩ typ. (High current)
Contact Switching Voltage		16 Vdc max. 5 Vdc min.
Contact Switching Current		25 A max. (at 16 Vdc) 1 A min.
Contact Carrying Current	Standard	30 A max. (2 minutes max.) (at 12 Vdc, 85°C)
	High	35 A max. (2 minutes max.) (at 12 Vdc, 85°C)
Operate Time (Excluding bounce)		10 ms max. (at 12 Vdc) initial
Release Time (Excluding bounce)		10 ms max. (at 12 Vdc) initial
Nominal Operate Power		0.48 W/0.64 W (at 12 Vdc)
Insulation Resistance		100 MΩ min. (at 500 Vdc) initial
Breakdown Voltage		500 Vac min. (for 1 minute) initial
Shock Resistance		98 m/s ² min. (misoperating)
Vibration Resistance		10 to 300 Hz, 43 m/s ² min. (misoperating)
Coil Temperature Rise		50°C/W (Contact Carrying Current 0 A)
Ambient Temperature		-40°C to +85°C (-40°F to +185°F)
Life Expectancy	Mechanical	1 × 10 ⁶ operations
	Electrical	1 × 10 ⁵ operations (at 14 Vdc, Motor Load 20 A/3 A)
Weight		Approx. 8 g

No part of this document may be copied or reproduced in any form or by any means without the prior written consent of NEC/TOKIN Corporation. NEC/TOKIN Corporation assumes no responsibility for any errors which may appear in this document.

NEC/TOKIN Corporation does not assume any liability for infringement of patents, copyrights or other intellectual property rights of third parties by or arising from use of a device described herein or any other liability arising from use of such device. No license, either express, implied or otherwise, is granted under any patents, copyrights or other intellectual property rights of NEC/TOKIN Corporation or others.

While NEC/TOKIN Corporation has been making continuous effort to enhance the reliability of its electronic components, the possibility of defects cannot be eliminated entirely. To minimize risks of damage or injury to persons or property arising from a defect in an NEC/TOKIN electronic component, customers must incorporate sufficient safety measures in its design, such as redundancy, fire-containment, and anti-failure features. NEC/TOKIN devices are classified into the following three quality grades:

"Standard," "Special," and "Specific". The Specific quality grade applies only to devices developed based on a customer designated "quality assurance program" for a specific application. The recommended applications of a device depend on its quality grade, as indicated below. Customers must check the quality grade of each device before using it in a particular application.

Standard: Computers, office equipment, communications equipment, test and measurement equipment, audio and visual equipment, home electronic appliances, machine tools, personal electronic equipment and industrial robots

Special: Transportation equipment (automobiles, trains, ships, etc.), traffic control systems, anti-disaster systems, anti-crime systems, safety equipment and medical equipment (not specifically designed for life support)

Specific: Aircrafts, aerospace equipment, submersible repeaters, nuclear reactor control systems, life support systems or medical equipment for life support, etc.

The quality grade of NEC/TOKIN devices is "Standard" unless otherwise specified in NEC/TOKIN's Data Sheets or Data Books. If customers intend to use NEC/TOKIN devices for applications other than those specified for Standard quality grade, they should contact an NEC/TOKIN sales representative in advance.

(Note)

- (1) "NEC/TOKIN" as used in this statement means NEC/TOKIN Corporation and also includes its majority-owned subsidiaries.
- (2) "NEC/TOKIN electronic component products" means any electronic component product developed or manufactured by or for NEC/TOKIN (as defined above).